

LE SCELTE EDUCATIVE E I RISULTATI

ISTITUTO
COMPRENSIVO CALÒ

GINOSA (TA)

ESITI PROVE STRUTTURATE INTERMEDIE E FINALI

A.S. 2016/2017

PROVE STRUTTURATE PRIMARIA

MEDIA TRA LE CLASSI DEL 1° E DEL 2° QUADRIMESTRE

CLASSI II

1* QUADRIMESTRE

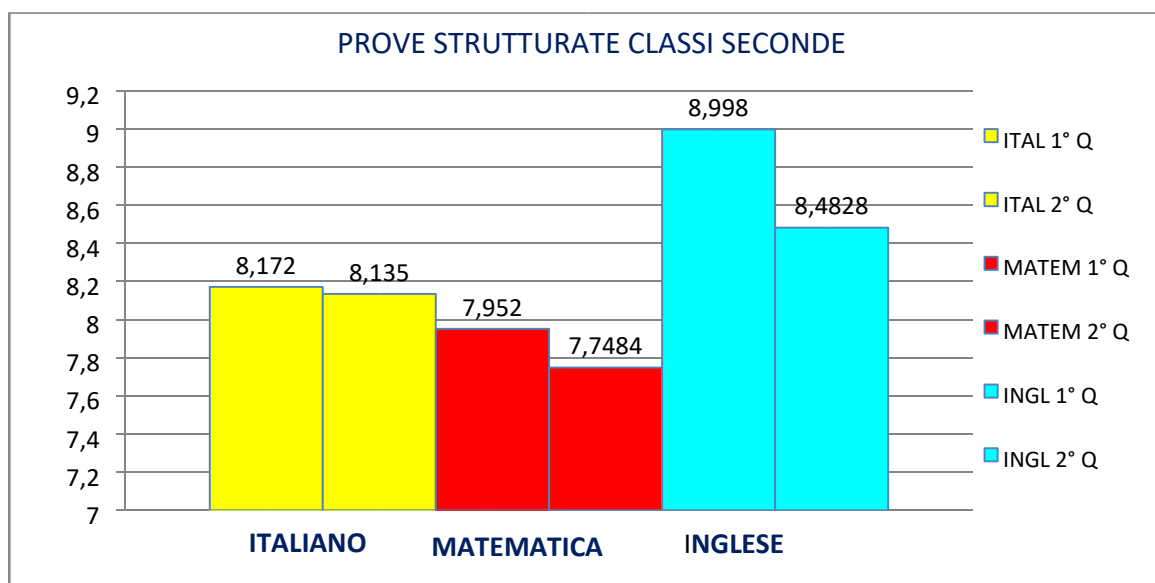
CLASSI II

ITALIANO	8,17
MATEMATICA	7,95
INGLESE	8,99

2° QUADRIMESTRE

CLASSI II

ITALIANO	8,13
MATEMATICA	7,75
INGLESE	8,48



CLASSI III

1° QUADRIMESTRE

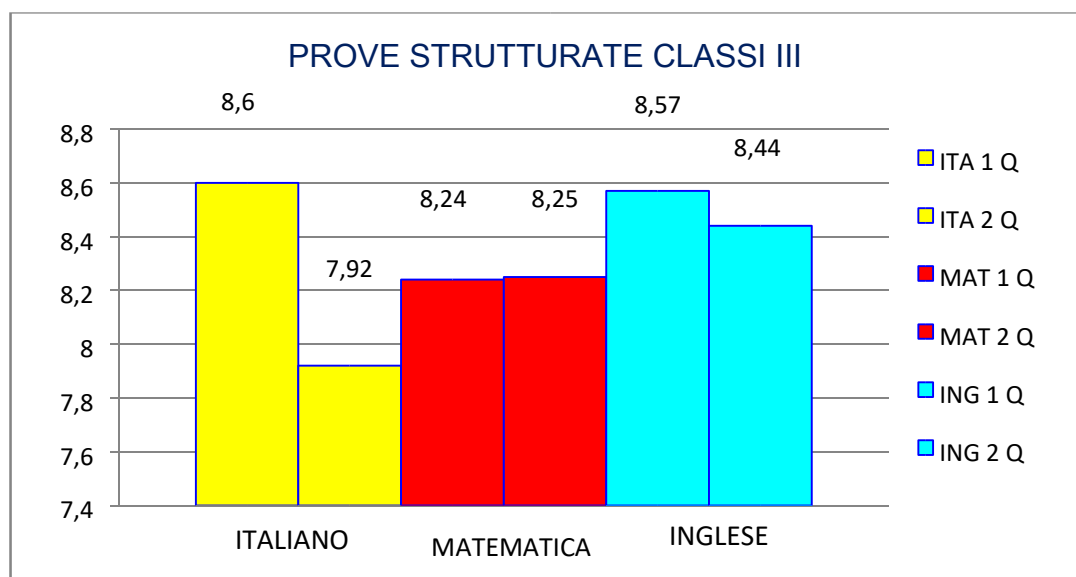
CLASSI III

ITALIANO	8,60
MATEMATICA	8,24
INGLESE	8,57

2° QUADRIMESTRE

CLASSI III

ITALIANO	7,92
MATEMATICA	8,25
INGLESE	8,44



CLASSI IV

1° QUADRIMESTRE

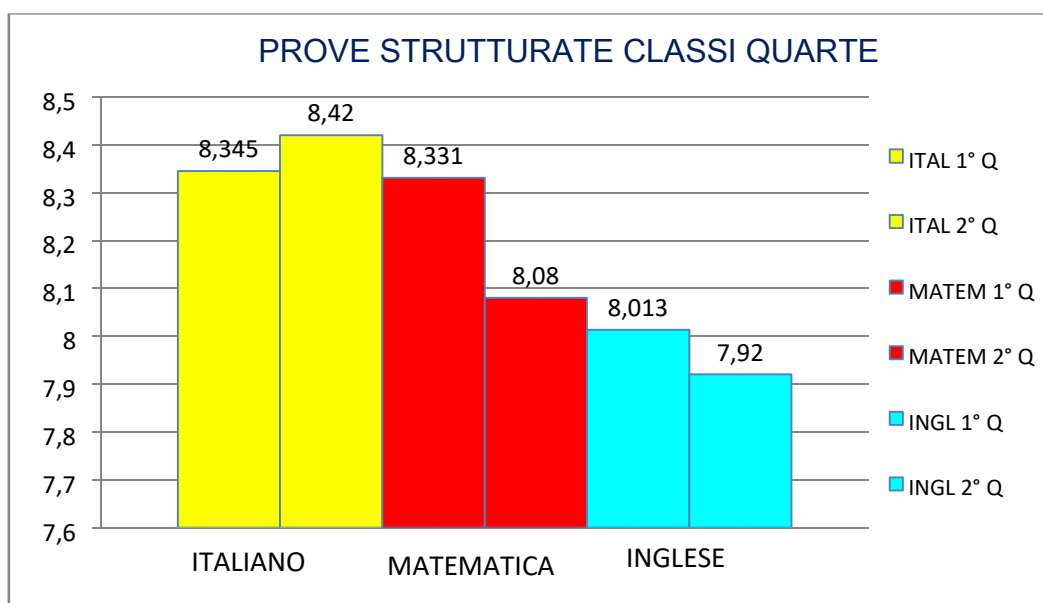
CLASSI IV

ITALIANO	8,34
MATEMATICA	8,33
INGLESE	8,012

2° QUADRIMESTRE

CLASSI IV

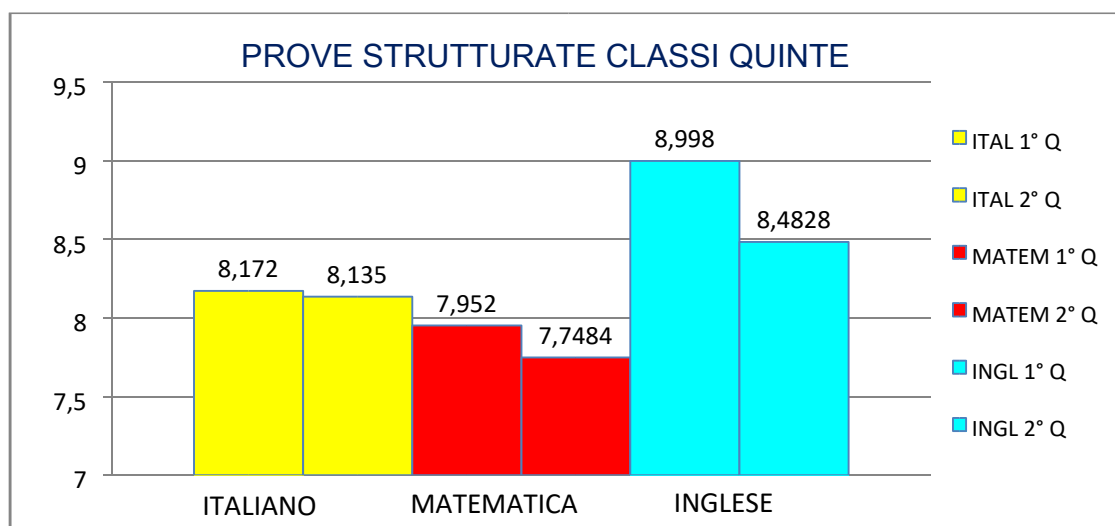
ITALIANO	8,42
MATEMATICA	8,08
INGLESE	7,91



CLASSI V

1°QUADRIMESTRE	
<u>CLASSI V</u>	
ITALIANO	9,16
MATEMATICA	8,42
INGLESE	8,25

2°QUADRIMESTRE	
<u>CLASSI V</u>	
ITALIANO	7,99
MATEMATICA	8,35
INGLESE	7,98

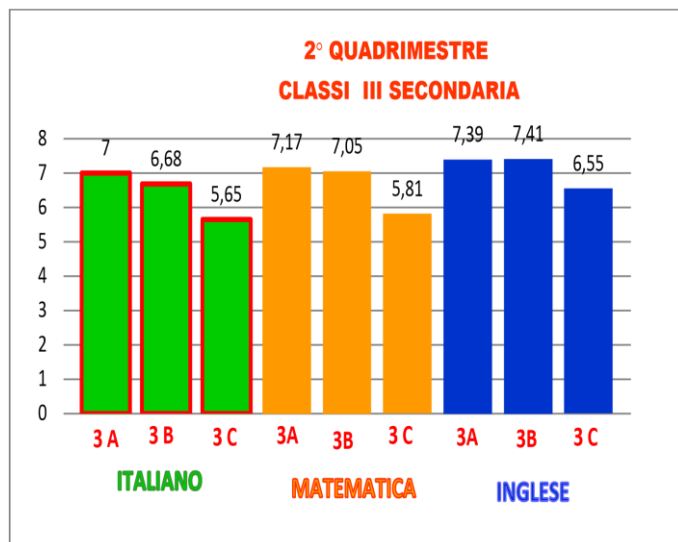
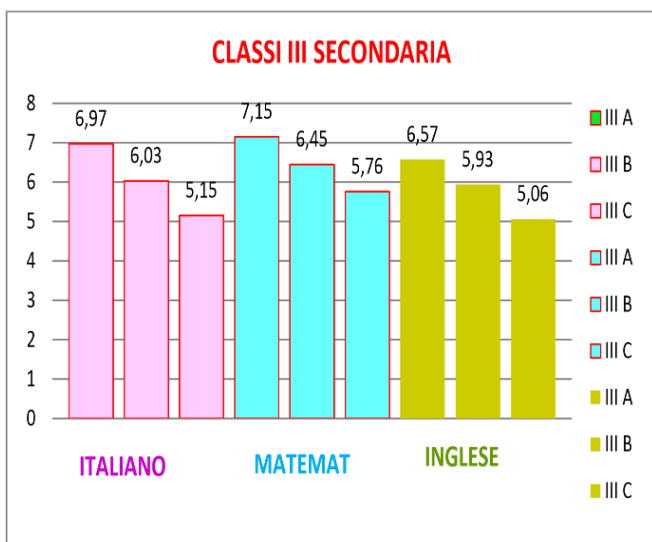
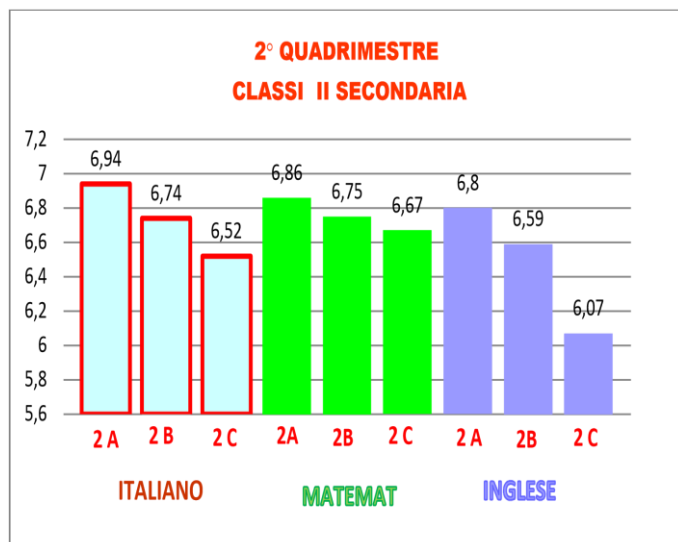
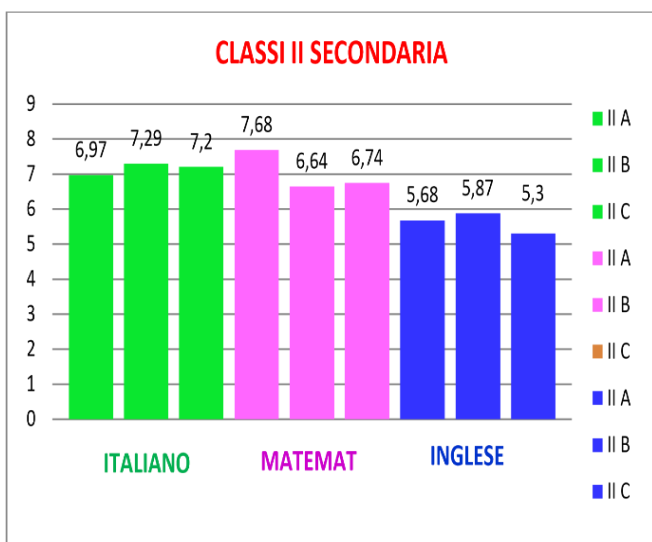
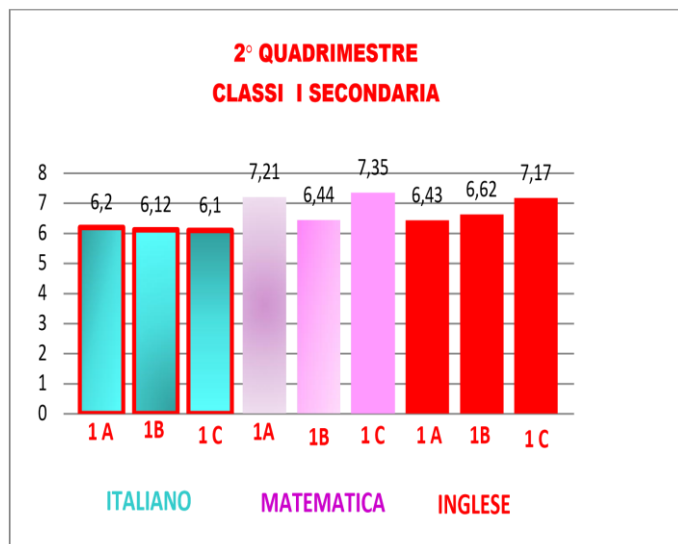
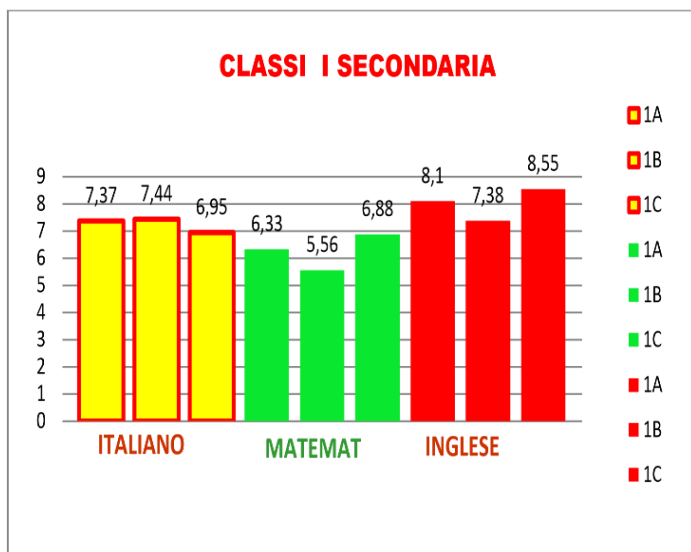


PROVE STRUTTURATE SCUOLA SECONDARIA DI 1^A GRADO

A.S. 2016/2017

1° QUADRIMESTRE

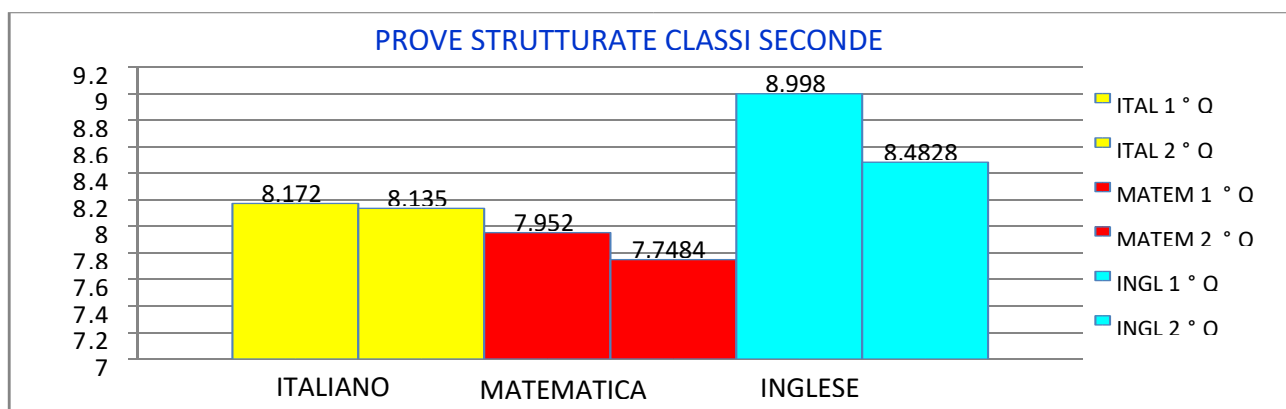
2° QUADRIMESTRE



PROVE STRUTTURATE A CONFRONTO A.S. 2015/2016 E 2016/2017

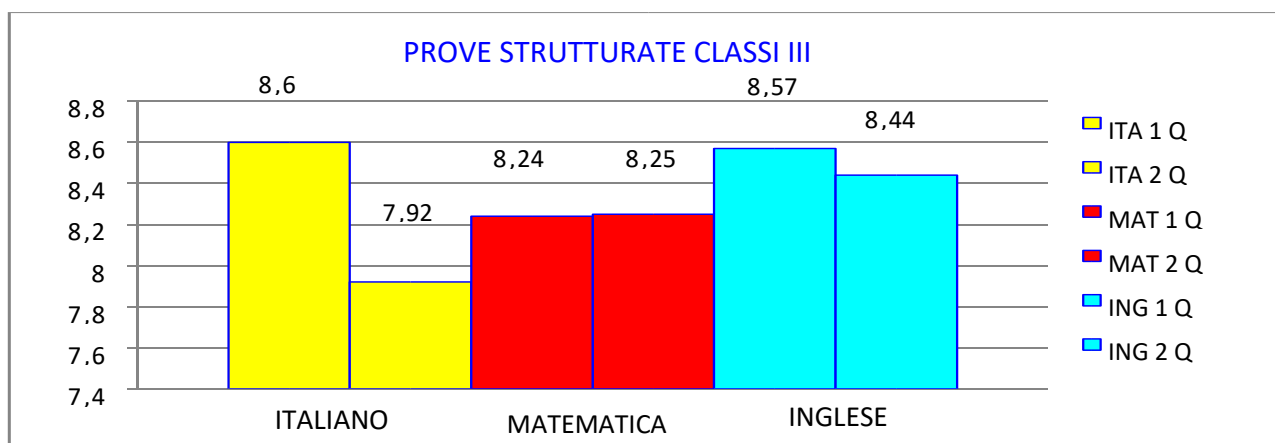
SCUOLA PRIMARIA

N.	CLASSI E PLESSI	ITALIANO		MATEMATICA		INGLESE	
		INTERM.	FINALE	INTERM.	FINALE	INTERM.	FINALE
1	1^ A CALO'		8,875		8,666		8,346
2	1^ A MORANDI		9,553		9,133		8,5
3	1^ B MORANDI		9,25		7,5		8,333
4	1^ A RADICE		8,72		8,732		8,074
			V.MEDIO 9,099		V.MEDIO 8,507		V.MEDIO 8,313



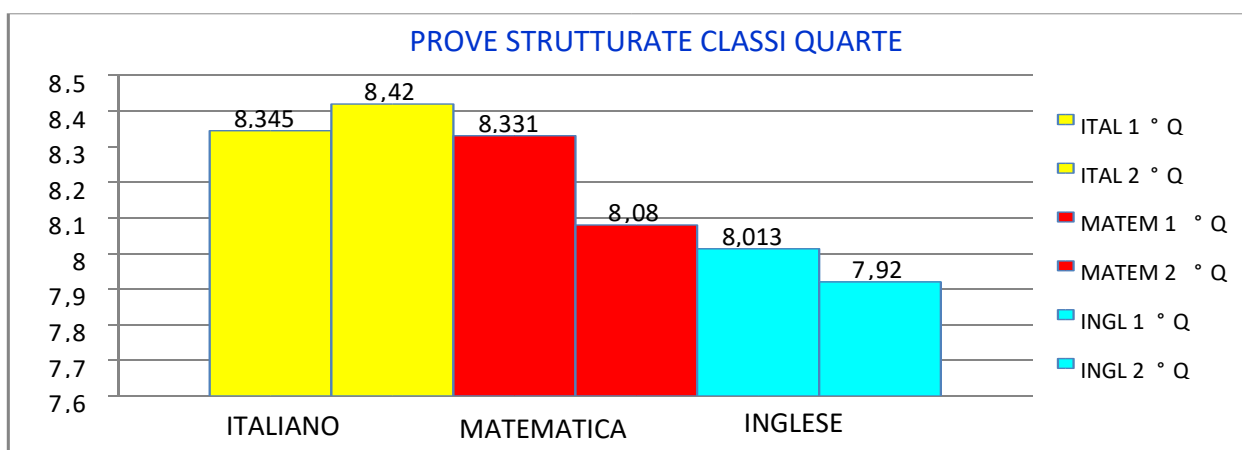
Media tra le classi in riferimento alle discipline: classi 2^ (2016) – classi 3^ (2017)

1	2^A CALO'	6,636	7,652	↑	8,136	7,673	↓	9,409	8,652
2	2^B CALO'	8,708	7,154	↓	8,36	7,653	↓	9,727	8,538
3	2^A MORANDI	9,111	8	↓	7,555	8,294	↑	9,411	8,5
4	2^A RADICE	8,875	8,736	↓	9,705	9,157	↓	9,562	8,526
5	2^B RADICE	8,454	8,769	↑	7,846	7,384	↓	7,416	7,461
		V.MEDIO 8,356	V.MEDIO 8,062	↓	V.MEDIO 8,320	V.MEDIO 8,032	↓	V.MEDIO 9,105	V.MEDIO 8,335



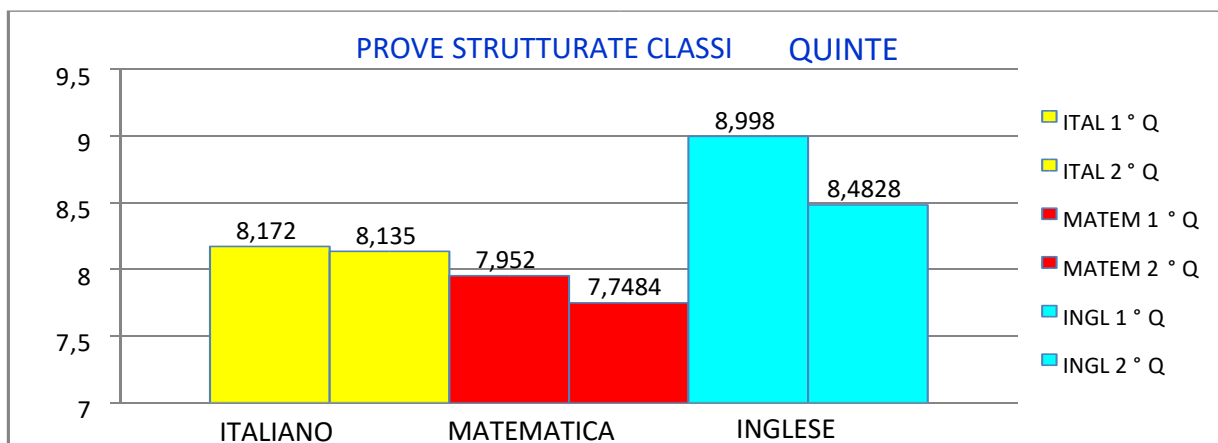
Media tra le classi in riferimento alle discipline classi 3^a (2016) – classi 4^a(2017)

1	3 ^a A	CALO'	9,2	8,15	↓	8,944	8,8	↓	7,5	7,9
2	3 ^a A	MORANDI	8,923	6,076	↓	7,076	7,961	↑	7,6	7,5
3	3 ^a A	G.PAULO II	9	8,076	↓	9,461	8,846	↓	8,230	9
4	3 ^a A	RADICE	9,105	7,55	↓	8,263	6,444	↓	7,5	7,105
			V.MEDIO 9,057	V.MEDIO 7,463	↓	V.MEDIO 8,436	V.MEDIO 8,012	↓	V.MEDIO 7,608	V.MEDIO 7,876



Media tra le classi in riferimento alle discipline classi ex 4^a (2016) – classi 5^a(2017)

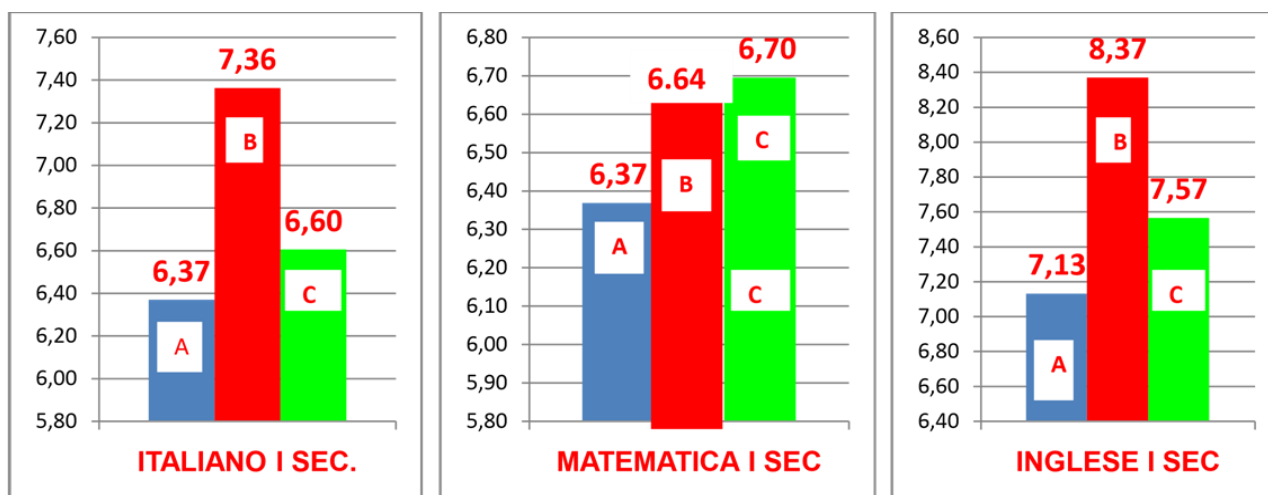
1	4 ^a A	CALO'	9,357	8,703	↓	9,392	8,964	↓	8,461	8,571
2	4 ^a B	CALO'	8,230	8,846	↑	8,461	9,076	↑	6,615	8,354
3	4 ^a A	RADICE	6,769	9,583	↑	8,363	8,923	↑	7,666	8,846
4	4 ^a B	RADICE	8,6	8,533	↔	9,062	6,857	↓	6,437	9,066
5	4 ^a C	RADICE	7,692	8,083	↑	8,857	8	↓	9,230	8,414
			V.MEDIO 8,129	V.MEDIO 8,749	↑	V.MEDIO 8,827	V.MEDIO 8,364	↓	V.MEDIO 7,681	V.MEDIO 8,650



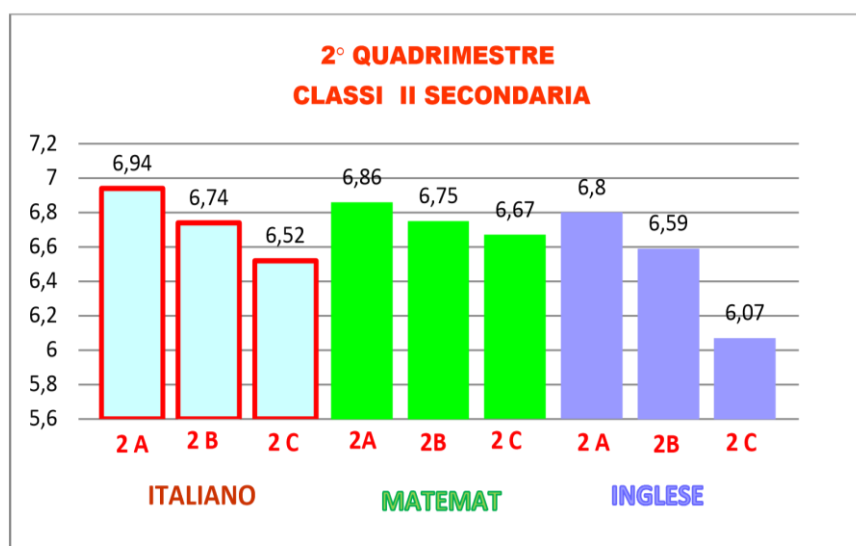
PROVE STRUTTURATE SCUOLA SECONDARIA DI 1^A GRADO A CONFRONTO

Confronto della media delle classi ex 1^a (2016) con le attuali classi 2^a (2017)

a.s.2015/2016 classi 1^a

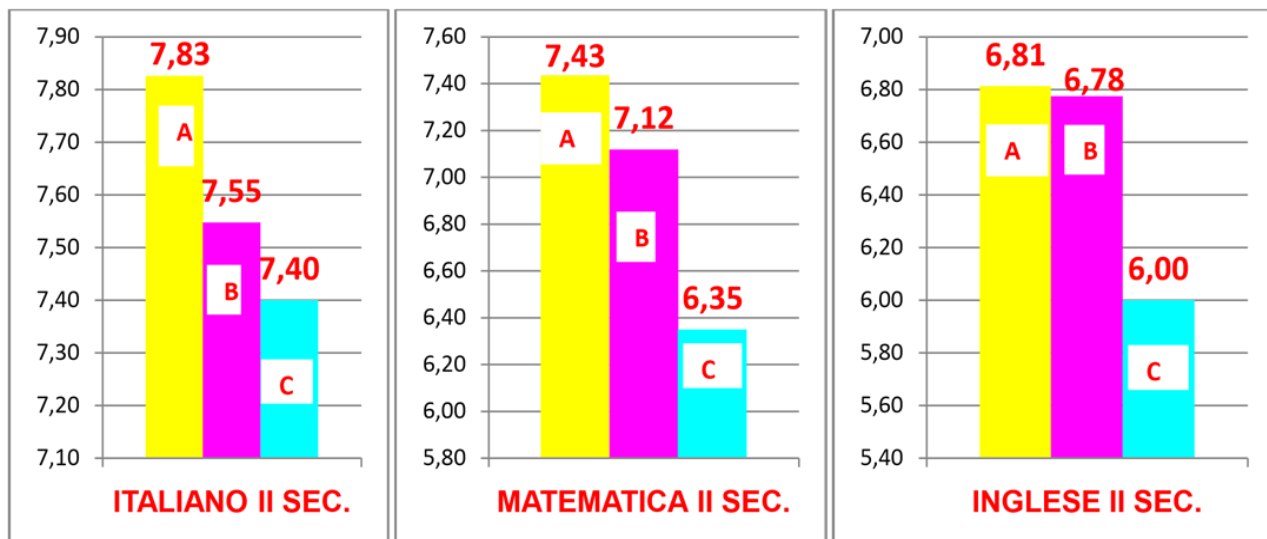


a.s.2016/2017 classi 2^a



Confronto della media delle classi ex 2^a (2016) con le attuali classi 3^a (2017)

a.s.2015/2016 classi 2^a



a.s.2016/2017 classi 3^a

